

Hi Rail EWP



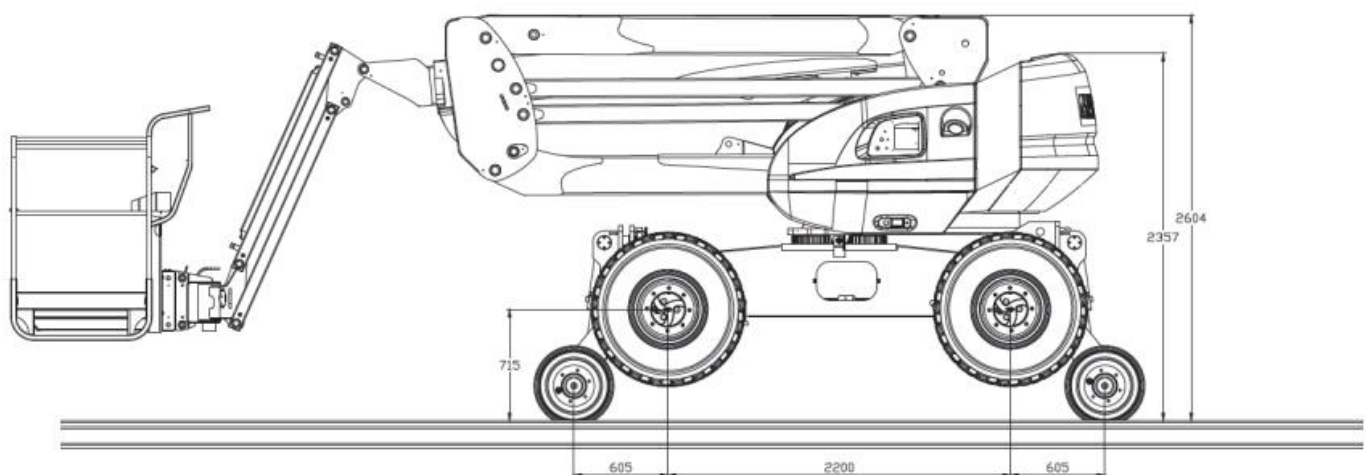
- ZERO CANT TO 120 CANT, WITH THE TELESCOPIC ARM FULLY EXTENDED, THE MAXIMUM REACH IS 8.65M
- PANTOGRAPH MEASURES AND RECORDS HEIGHT AND STAGGER MEASUREMENTS WHILE ON THE MOVE
- CLASS LEADING 400KG BASKET
- APPROVED TO RIS-1530-PLT ISSUE 6

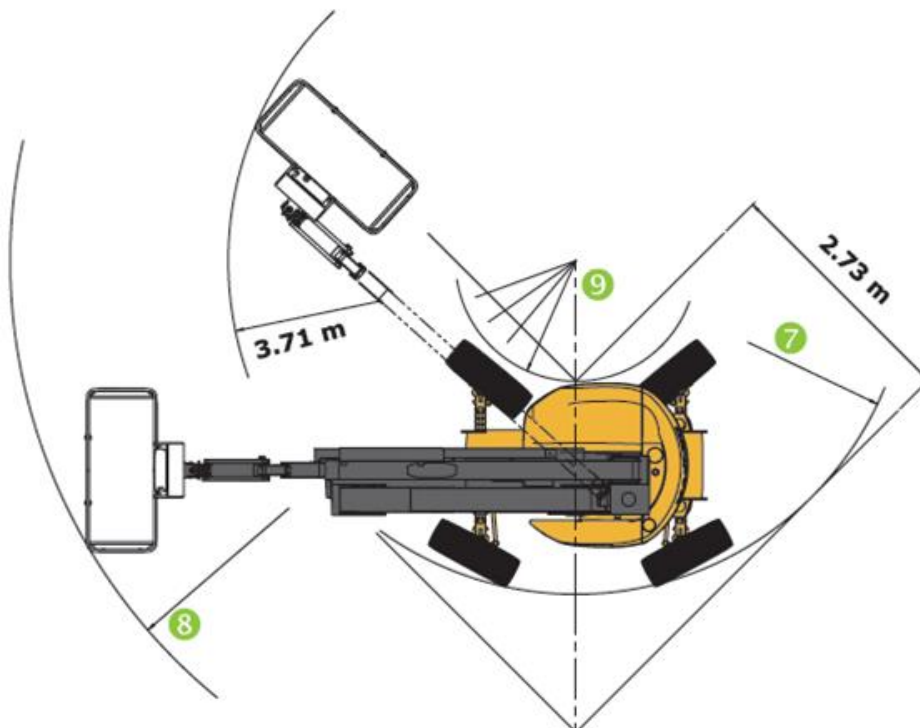
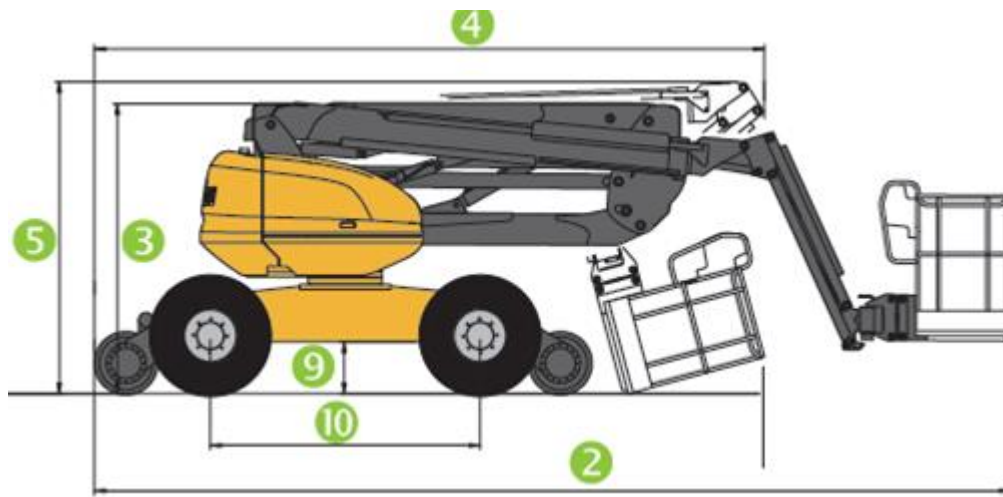


ON BOARD CONTROL PANEL WITH PANTOGRAPH IN WORKING MODE



NEW
LIGHTWEIGHT TRAILER — ONLY 71 KILOS





Working height: 16.40m

Platform floor height: 14.40m

Max. outreach: 8.95m

Up and over clearance: 7.15m

Jib movement: +70°/-70°

Basket rotation: +90°/-90°

Turret rotation: 360°

Capacity: 400kg

Basket size: 2.30 x 0.93m

Lifting time: 40s

1. Width: (overall width with basket) 2.30m

2. Length: 7.23m

3. Height: 2.37m

4. Length: 4.94m

5. Height: (Travel / transport) 2.70m

6. Inside turning radius: 1.32m

7. Outside turning radius: 3.68m

8. Outside turning radius with basket: 6.39m

9. Ground clearance: 42.5cm

10. Wheelbase: 2.20m

- 4 wheel braking (On road and rail)
- 4 wheel drive (On road and rail)
- 4 wheel parking brake (On road and rail)
- Sole dealership worldwide
- Able to travel under live wire
- Able to on/off tracking in 150mm cant
- Full stability on 180mm cant in work mode and 200mm cant in travel mode
- Option of Adjacent Line Open (ALO) work